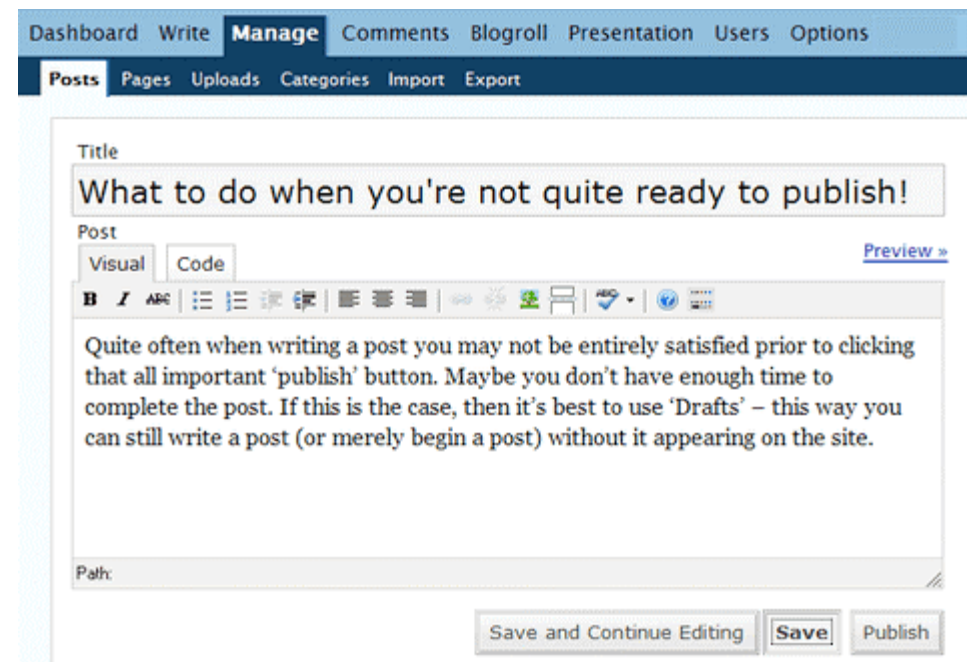


Drafts

Quite often when writing a post you may not be entirely satisfied prior to clicking that all important 'publish' button.

Maybe you don't have enough time to complete the post. If this is the case, then it's best to use 'Drafts' – this way you can still write a post (or merely begin a post) without it appearing on the site.

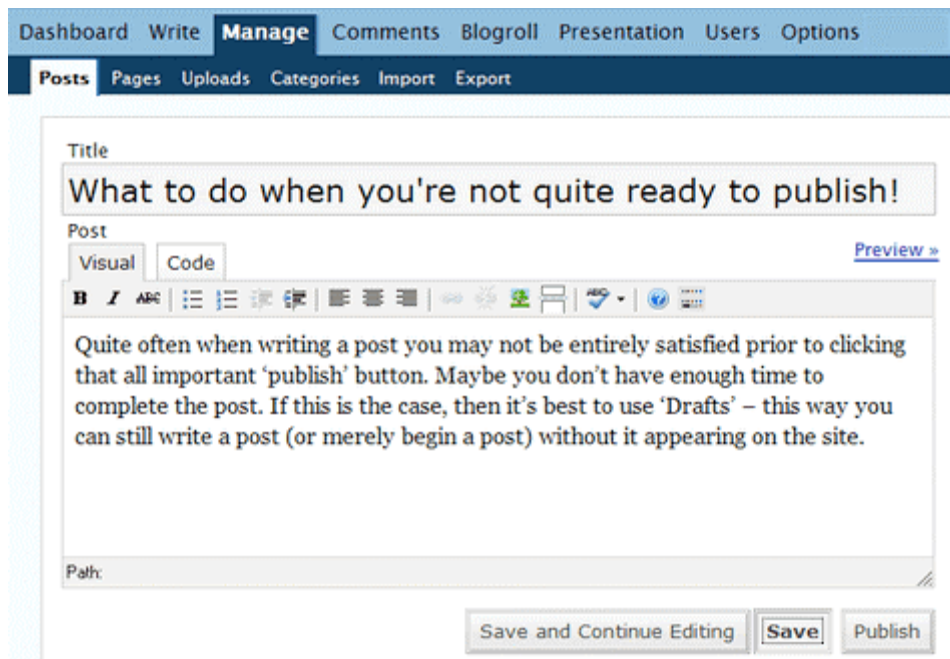
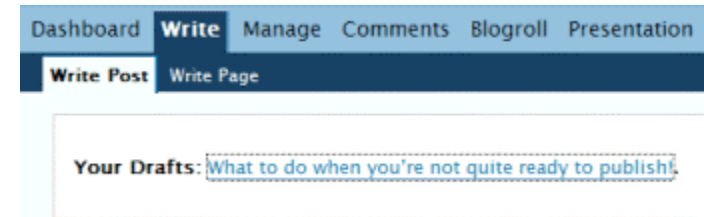
When writing a post, **click** the **'save' button**, and your post will be saved as a draft.



An Introduction to WordPress

Now, each time you go back to write a new post, your 'drafts' will be listed at the top of the screen.

Simply **click** on the **draft title** you wish to work on, and it will open in the post editor.



To keep working on it as a draft, simply **click** 'Save' and it will remain as a draft.

To publish it, **click** 'Publish'.